

Nutan Urja Solutions

A 703, Balaji Witefield, Near Sunni's World,
Sus Road, Sus, Pune 411 021

Phone: 83568 18381. Email: nutanurja.solutions@gmail.com

Date: 19/08/2021

CERTIFICATE

This is to certify that we have conducted Green Audit at Rural Foundation Rural Foundation Nandurbar Sanchalit, Senior Science College, Akkalkuwa, Dist. Nandurbar for the year 2020–21.

The College has already adopted **Green** practices like:

- Installation of Rain Water Harvesting system
- Installation of Bio composting pit
- Usage of Energy Efficient LED
- Usage of Energy Efficient BEE STAR Rated equipment
- Developent of botanical garden and tree plantation

We appreciate the support of Management, involvement of faculty members and students in the process of making the campus Green.

Nutan Urja Solutions,



K G Bhatwadekar,

Certified Energy Auditor,

EA - 22428



**Report
On
Green Audit
At
Rural Foundation Nandurbar Sanchalit,
Senior Science College,
Akkalkuwa**



(Year 2020-21)

Prepared by
Nutan Urja Solutions
A 703, Balaji Witefield, Near Sunni's World,
Sus Road, Sus, Pune 411 021
Phone: 83568 18381. Email: nutanurja.solutions@gmail.com

Contents

Acknowledgement	2
Executive Summary	3
Abbreviations	5
1. Introduction.....	6
1.1 Objectives.....	6
1.2 Audit methodology.....	6
2. Study of Electrical Energy Consumption	7
3. Carbon Foot printing.....	10
4. Study of Rain Water Harvesting	12
5. Study of Waste Management	13
5.1 Solid Waste Management.....	13
5.2 e-Waste Management.....	13
6. Study of Green Practices.....	14
6.1 No of students who don't use own Vehicle for coming to Institute.....	14
6.2 Usage of Public Transport.....	14
6.3 Pedestrian Friendly Roads.....	14
6.4 Plastic Free Campus	14
6.5 Paperless Office.....	14
6.6 Green Landscaping with Trees and Plants	14

Acknowledgement

We at Nutan Urja Solutions, Pune, express our sincere gratitude to the management of Rural Foundation Nandurbar Sanchalit, Senior Science College, Akkalkuwa, Dist. Nandurbar-425415 for awarding us the assignment of Green Audit of their college premises.

We are also thankful to various Head of Departments & other Staff members for helping us during the field measurements.

We hope that the recommendations stated in this report will be useful and worthy of discussions to take things forward to help implementation of energy conservation measures and green practices. While we have made every attempt to adhere to high quality standards, in both data collection and analysis through the report, we would welcome your suggestions so as to improve upon this report further.

Executive Summary

Green Audit of Rural Foundation Rural Foundation Nandurbar Sanchalit, Senior Science College, Akkalkuwa, Dist. Nandurbar is conducted by Nutan Urja Solutions, Pune. Based On the audit field study, following important points can be presented.

1. Present Energy Consumption

Rural Foundation Nandurbar Sanchalit, Senior Science College, Akkalkuwa, Dist. Nandurbar uses Electrical Energy as the source of Energy for various equipment in the college campus. In the following Table, we present the details of Energy Consumption.

Table no 1: Details of energy consumption

Sr no	Parameter	Energy consumed, (Units)	CO2 Emission (MT)
1	Maximum	134	0.11
2	Minimum	5	0.00
3	Average	72	0.06
4	Total	861	0.69

2. Various Measures Adopted for Energy Conservation

1. Usage of STAR Rated ACs at new installations
2. Usage of LED lights at some indoor locations
3. Usage of LED Lights for outdoor lighting.

3. Usage of Renewable Energy

The collage has not installed Solar PV Power Plant.

4. Rain Water Harvesting

The College has installed the Rainwater harvesting project, to reduce dependency on municipal corporation water supply.

5. Waste Management

The College has already installed a Bio composting Plant, wherein, the bio-degradable waste is composted & is used as fertilizer for the garden.

The internal communication is through emails and there is hardly any generation of e-Waste in the premises.

6. Notes and Assumptions

1. Daily working hours-10 Nos
2. Annual working Days-250 Nos
3. Average Rate of Electrical Energy : **Rs 11/- per kWh**

Abbreviations

CFL	: Compact Fluorescent Lamp
FTL	: Fluorescent Tube Light
LED	: Light Emitting Diode
V	: Voltage
I	: Current
kW	: Kilo- Watt
kWh	: kilo-Watt Hour
kVA	: Active Power

1. Introduction

RFNS, Senior Science College, Akkalkuwa was established in 2003. This college has started its journey with Science Stream. College has its own separate building in the campus. The entire infrastructural development of the institution depends on management funding. This college got its affiliation from the North Maharashtra University, Jalgaon (MS).

1.1 Objectives

1. To study present level of Energy Consumption
2. To Study the present CO₂ emissions
3. To assess the various equipment/facilities from Energy efficiency aspect
4. To measure various Electrical parameters
5. To study Scope for usage of Renewable Energy
6. To study various measures to reduce the Energy Consumption

1.2 Audit methodology

1. Study of connected load
2. Study of various Electrical parameters
3. To prepare the Report with various Encon measures with payback analysis

2. Study of Electrical Energy Consumption

In this chapter, electricity bills are studied for the analysis of electrical energy consumption.

Table no 2.1: Summary of electricity bills

No	Month	Energy (kWh)	Bill Amount (Rs)
1	Jun-21	73	1497
2	May-21	76	3650
3	Apr-21	68	1394
4	Mar-21	64	1312
5	Feb-21	63	1292
6	Jan-21	68	1394
7	Dec-20	78	1549
8	Nov-20	88	1804
9	Oct-20	98	2009
10	Sep-20	134	3049
11	Aug-20	46	941
12	Jul-20	5	1330
	Total	861	21,221

Variation in energy consumption is as follows,

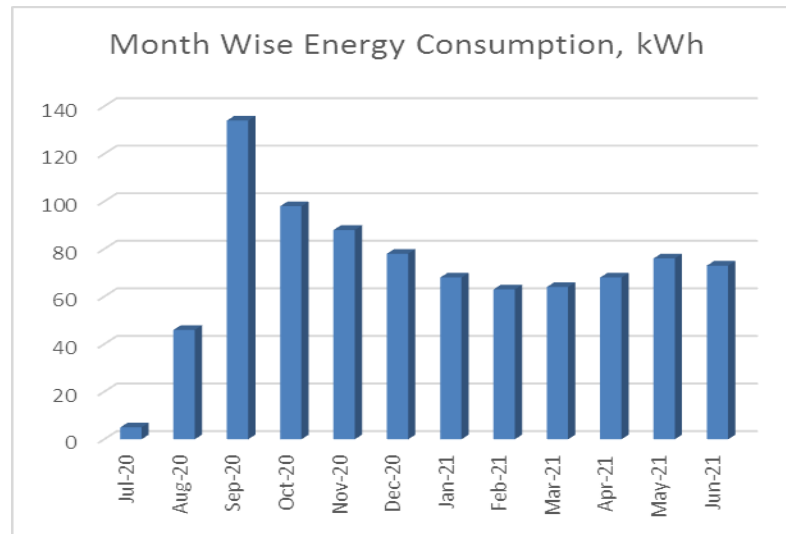


Figure 2.1: Month wise energy consumption

Monthly variation in electricity bill is as follows,

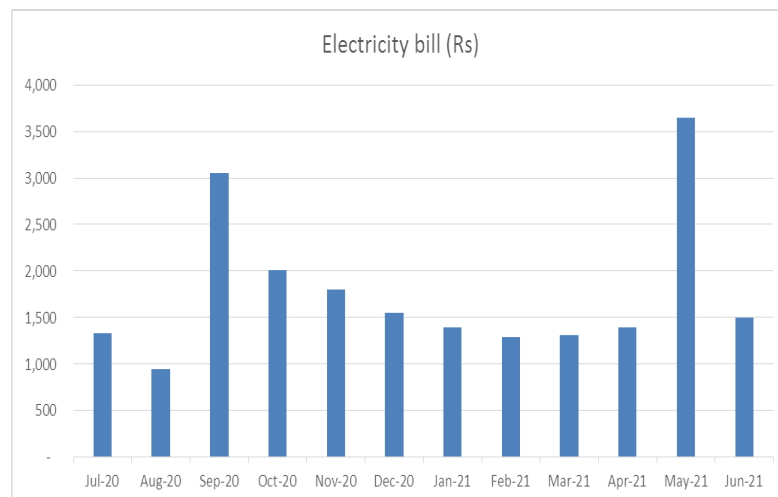


Figure 2.2: Month wise electricity bill

Key observations of electricity bill are as follows,

Table no 2.2: Key observations

Sr no	Parameter	Energy consumed, (Units)	CO2 Emmision (MT)
1	Maximum	134	0.11
2	Minimum	5	0.00
3	Average	72	0.06
4	Total	861	0.69

3. Carbon Foot printing

1. A Carbon Foot print is defined as the Total Greenhouse Gas emissions (CO₂ emissions), emitted due to various activities. In this we compute the emissions of Carbon-Di-Oxide, by usage of the various form of Electrical Energy used by the College for performing its day to day activities

2. Basis for computation of CO₂ Emissions:

The basis of Calculation for CO₂ emissions due to Electrical Energy is as under

- 1 Unit (kWh) of Electrical Energy releases **0.8 Kg of CO₂** into atmosphere.

Based on the above Data we compute the CO₂ emissions which are being released in to the atmosphere by the College due to its Day to Day operations

We herewith furnish the details of various forms of Energy consumption as under

Table 3.1: Month wise Consumption of Electrical Energy & CO₂ Emissions

No	Month	Energy Consumed, kWh	CO ₂ Emissions, MT
1	Jun-21	73	0.06
2	May-21	76	0.06
3	Apr-21	68	0.05
4	Mar-21	64	0.05
5	Feb-21	63	0.05
6	Jan-21	68	0.05
7	Dec-20	78	0.06
8	Nov-20	88	0.07
9	Oct-20	98	0.08
10	Sep-20	134	0.11
11	Aug-20	46	0.04
12	Jul-20	5	0.00
	Total	861	0.69

In the following Chart we present the CO₂ emissions due to usage of Electrical Energy.

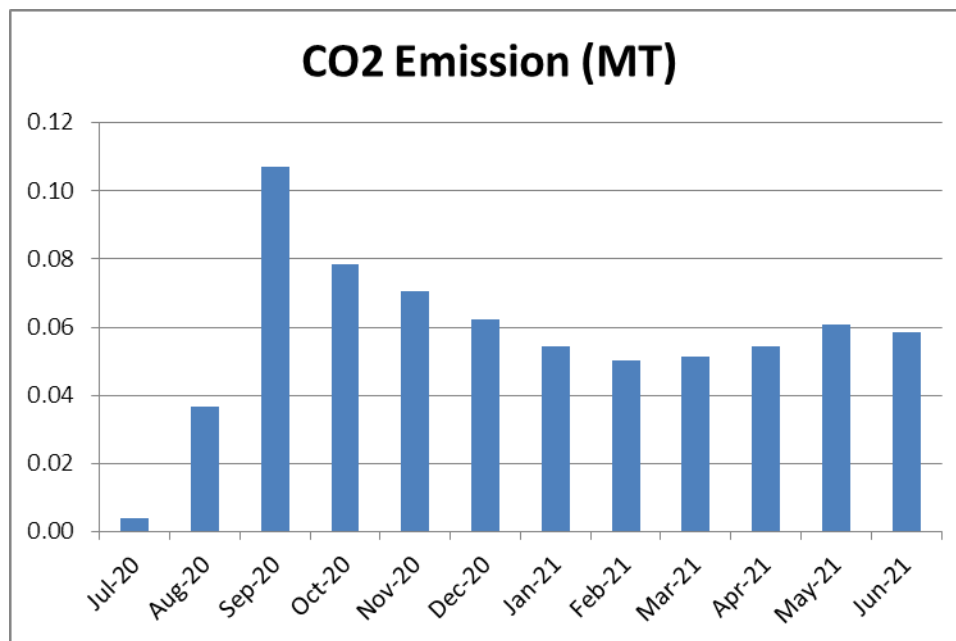



Figure 3.1: Month wise CO2 Emission

4. Study of Rain Water Harvesting

The College has already installed Rain Water Harvesting project, wherein the rain water falling on the terrace is collected and through pipes it is fed to underground Water Storage tank. This stored water is then reused for domestic purpose.

Photograph of Rain Water Harvesting pipe



5. Study of Waste Management

5.1 Solid Waste Management

The College has already installed a Bio composting Plant, wherein, the bio-degradable waste is composted & is used as fertilizer for the garden.

Photographs of Bio Composting Storage Tanks:



5.2 e-Waste Management

The internal communication is through emails and hence there is hardly any generation of e-Waste in the premises.

6. Study of Green Practices

6.1 No of students who don't use own Vehicle for coming to Institute

Out of total students coming to Institute, about 60% students use own Automobile.

6.2 Usage of Public Transport

During the Students transport study, it was revealed that the local students who are residing near areas make use of Public Transport like Municipal Transport local buses, local sharing type auto rickshaws. Some students use bicycles. The average number of students is approximately 40 %. Institute encourages students to not to use automobiles.

6.3 Pedestrian Friendly Roads

The Institute has well defined pedestrian foot paths as to facilitate the easy movement of the students within the campus.

6.4 Plastic Free Campus

The Institute is an active participant in the Government of India's most prestigious project of SWATCHH BHART ABHIYAN. The Institute has displayed boards in the Campus, to make the campus plastic free. Various measures adopted for this purpose are as follows

- Installation of Separate waste bins for Dry waste & wet waste
- Usage of paper tea cups in the Institute canteen
- Display of boards in the campus for Plastic Free campus

6.5 Paperless Office

The internal communication of the Institute is through the Internet. There are hardly any day to day operations, where printing is required.

6.6 Green Landscaping with Trees and Plants

The Institute has beautiful maintained Garden.





Figure 6.1: Beautiful maintained Garden of college